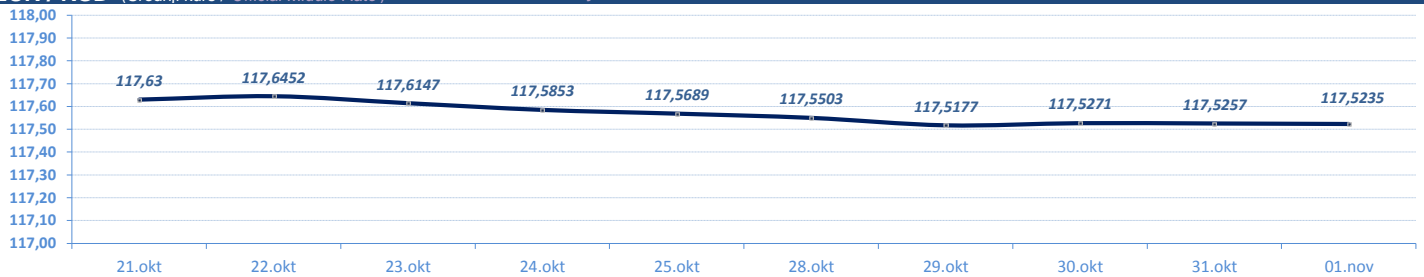


VESTI / NEWS

- ▶ **SREDNJI KURS EUR/RSD**: Dinar oslabio u odnosu na evro za 0,0022 dinara, srednji kurs **117,5235**. Obim međubankarske trgovine evrom na dan 31. oktobar do 12:30h iznosio je 2,2 miliona evra. NBS intervenisala na međubankarskom tržištu kupovinom 10 miliona evra (od početka godine ukupno prodala 250 miliona evra i kupila 2.590 miliona evra).
- ▶ **BEOGRADSKA BERZA**: Indeksi zadržali suprotne promene, BELEX15 viši za 0,12 odsto, BELEXline niži za 0,01 odsto. Promet **veći** u odnosu na prethodni dan, na regulisanom tržištu najviše trgovano akcijama Jedinstva Sevojno, VP Dunav, Philip Morris Operations-a, NIS-a i Messer Tehnogasa.
- ▶ **RZS: Industrijska proizvodnja** u septembru **veća za 1,6 odsto** u odnosu na isti mesec 2018. godine, u periodu januar-septembar manja za 0,7% u odnosu na isti period 2018. godine. Ukupna **spoljnotrgovinska razmena** u periodu januar-septembar 2019.godini izraženo u evrima **veća** u odnosu na isti period prošle godine za 7,9%, pokrivenost uvoza izvozom iznosi 74,9% (prethodne godine u istom periodu iznosila 76,1%).

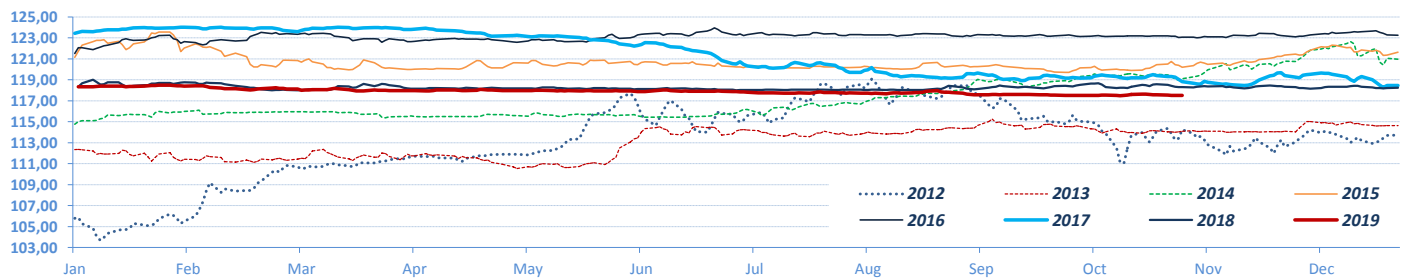
DEVIZNO TRŽIŠTE / FX MARKET

EUR / RSD (Srednji kurs / Official Middle Rate) ▶ 10 dana / 10 days

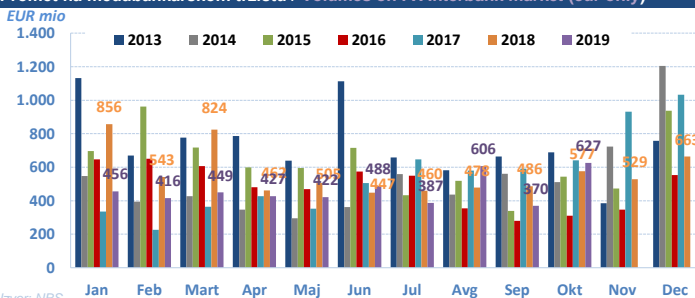


Izvor/Source: NBS

EUR / RSD (Srednji kurs / Official middle rate) ▶ Jan -

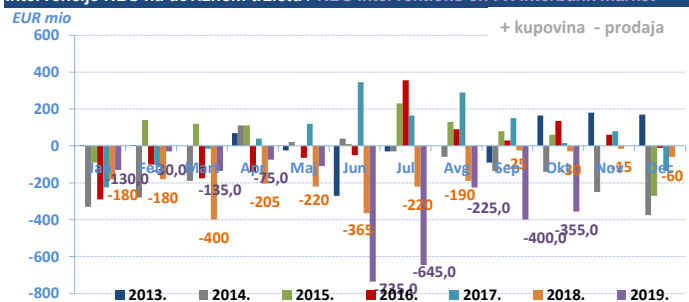


Promet na međubankarskom tržištu / Volumes on FX Interbank market (eur only)

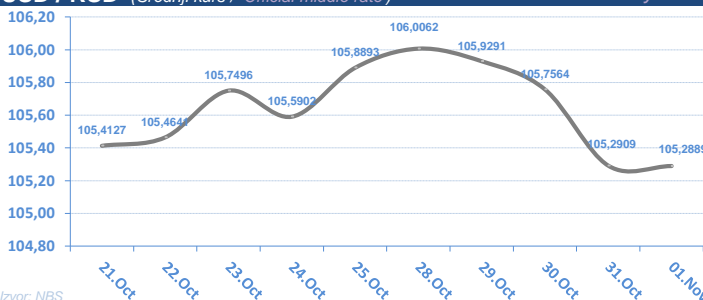


Izvor: NBS

Intervencije NBS na deviznom tržištu / NBS Interventions on FX interbank market

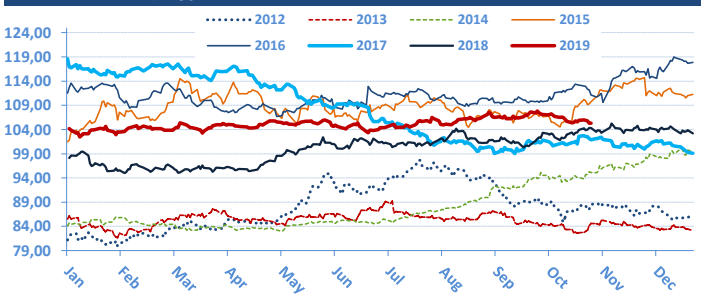


USD / RSD (Srednji kurs / Official middle rate) ▶ 10 dana / 10 days



Izvor: NBS

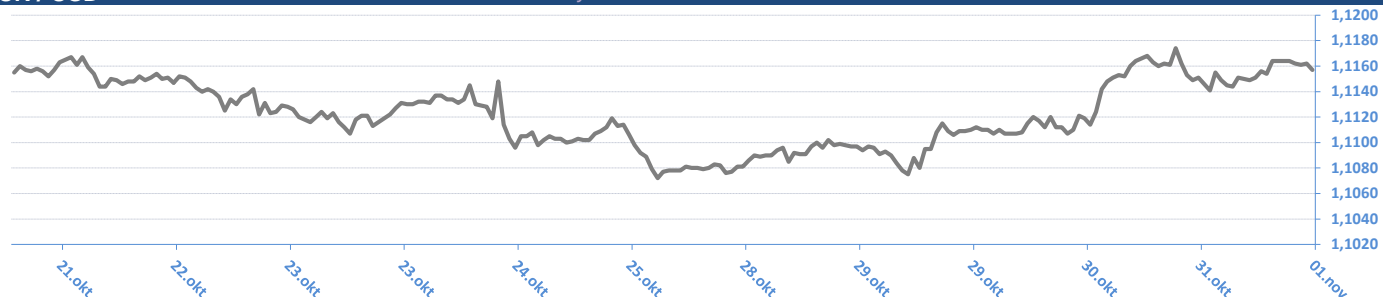
▶ Jan -



Monthly change	EUR/RSD	%	USD/RSD	%	Yearly change	EUR/RSD	%	USD/RSD	%
01.10.19	117,5135	-0,17%	107,8600	0,70%	01.11.19	117,5235	-0,69%	105,2889	7,29%
02.09.19	117,7193	-0,02%	107,1149	0,55%	03.01.19	118,3439	0,00%	104,1851	6,16%
01.08.19	117,7449	-0,12%	106,5275	2,44%	03.01.18	118,3431	-4,14%	98,1367	-17,25%
01.07.19	117,8875	-0,04%	103,9939	-1,42%	04.01.17	123,4512	1,59%	118,6004	6,34%
03.06.19	117,9288	-0,03%	105,4914	-0,08%	04.01.16	121,5145	0,30%	111,5324	9,90%
03.05.19	117,9626	-0,01%	105,5783	0,57%	05.01.15	121,1543	5,58%	101,4863	20,72%
01.04.19	117,9759	-0,13%	104,9794	1,06%	03.01.14	114,7559	2,14%	84,0641	-1,67%
01.03.19	118,1291	-0,25%	103,8772	0,32%	03.01.13	112,3495	6,20%	85,4889	5,32%
01.02.19	118,4266	0,07%	103,5469	-0,61%	04.01.12	105,7880	-0,21%	81,1693	2,16%
03.01.19	118,3439	0,10%	104,1851	0,14%	04.01.11	106,0156	10,47%	79,4541	18,48%
03.12.18	118,2313	-0,06%	104,0402	-0,27%	04.01.10	95,9679	7,17%	67,0635	4,25%
01.11.18	118,2984	-0,07%	104,3196	2,19%	05.01.09	89,5436	12,27%	64,3273	18,68%
01.10.18	118,3868		102,0840		03.01.08	79,7577		54,2016	

EUR / USD

► 10 dana / 10 days

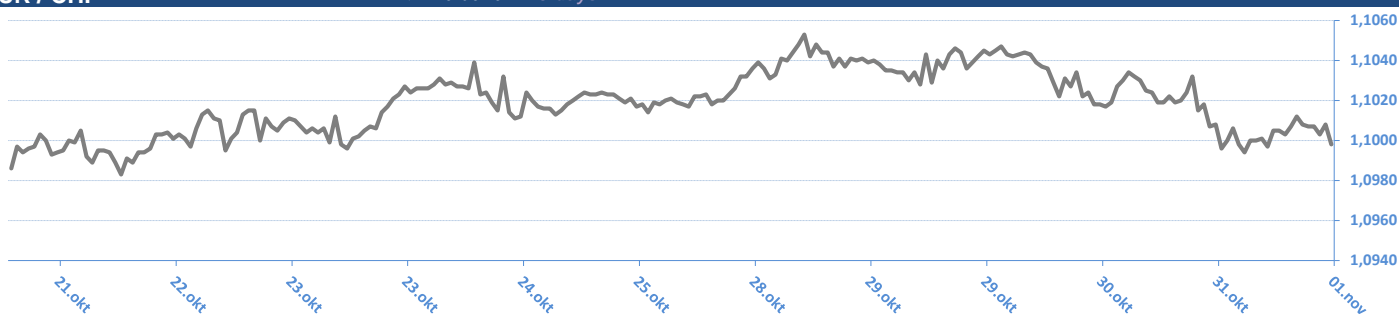


EUR / USD



EUR / CHF

► 10 dana / 10 days



EUR / CHF



Izvor / Source: Reuters

01.11.2019 09:45:02

EUR / XX

Valutni par / CCY pair	Kupovni/BID	Prodajni/ASK
EUR/USD	1,1159	1,1160
EUR/JPY	120,4800	120,5200
EUR/GBP	0,8606	0,8607
EUR/CHF	1,0999	1,1002
EUR/DKK	7,4705	7,4710
EUR/NOK	10,1994	10,2014
EUR/SEK	10,7363	10,7408
EUR/CAD	1,4673	1,4674
EUR/AUD	1,6150	1,6160
EUR/HUF	328,0000	328,2000
EUR/CZK	25,5250	25,5310
EUR/PLN	4,2585	4,2605
EUR/HRK	7,4523	7,4573
EUR/RUB	71,3875	71,4025
EUR/NZD	1,7339	1,7341

USD / XX

Valutni par / CCY pair	Kupovni/BID	Prodajni/ASK
USD/EUR	0,8961	0,8961
USD/JPY	107,9700	108,0000
USD/GBP	0,7711	0,7713
USD/CHF	0,9856	0,9861
USD/DKK	6,6942	6,6952
USD/NOK	9,1392	9,1422
USD/SEK	9,6240	9,6270
USD/CAD	1,3148	1,3150
USD/AUD	1,4472	1,4480
USD/HUF	293,8100	294,2100
USD/CZK	22,8700	22,8800
USD/SKK	21,5460	21,6000
USD/PLN	3,8170	3,8175
USD/HRK	6,6778	6,6828
USD/RUB	63,9700	63,9825
USD/NZD	1,5538	1,5542

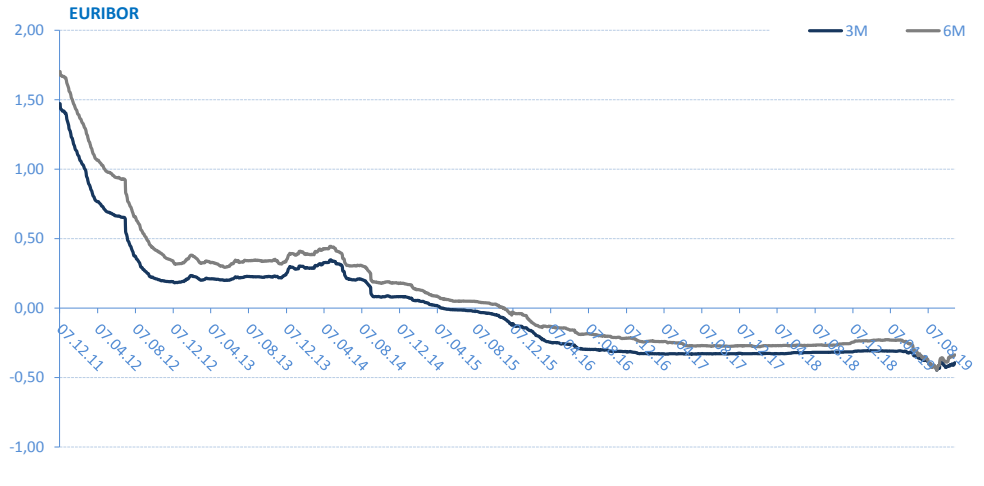
* Međunarodno devizno međubankarsko tržište / International FX Interbank Market

Izvor / Source: Reuters

EURIBOR

SW	-0,480
1M	-0,437
3M	-0,394
6M	-0,337
1Y	-0,273

* Izvor: Reuters; Objavljeno prethodnog radnog dana



Kamatne stope Centralnih Banaka

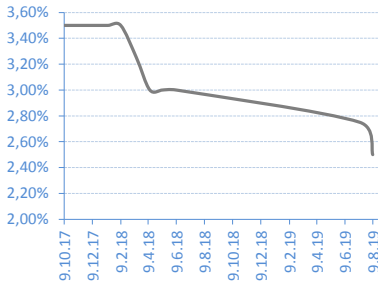
Interest rates of Central banks

CB	Kamatna stopa / Interest rate
USD	1,75
EUR	0,00
GBP	0,75
CAD	1,75
AUD	0,75
JPY	0,10

* Izvor: Reuters; Objavljeno prethodnog radnog dana

REFERENTNA KAMATNA STOPA NBS / NBS Key Policy Rates

Date	Rate	Change (%)
08.08.19	2,50%	-9,09%
11.07.19	2,75%	-8,33%
08.06.18	3,00%	0,00%
10.05.18	3,00%	0,00%
12.04.18	3,00%	-7,69%
14.03.18	3,25%	-7,14%
08.02.18	3,50%	0,00%
11.01.18	3,50%	0,00%
07.12.17	3,50%	0,00%
09.11.17	3,50%	0,00%



* Izvor/Source: NBS

BEONIA

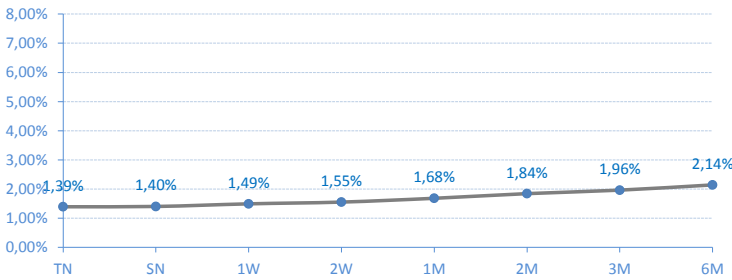
Date	Rate	Change (%)
31.10.19	1,28%	0,00%
29.10.19	1,28%	0,00%
28.10.19	1,28%	0,00%
25.10.19	1,28%	0,00%
24.10.19	1,28%	0,00%
23.10.19	1,28%	0,00%
22.10.19	1,28%	0,00%
21.10.19	1,28%	0,00%
18.10.19	1,28%	0,00%
17.10.19	1,28%	0,00%



* Izvor/Source: Reuters; Objavljeno prethodnog radnog dana / Published on previous working day

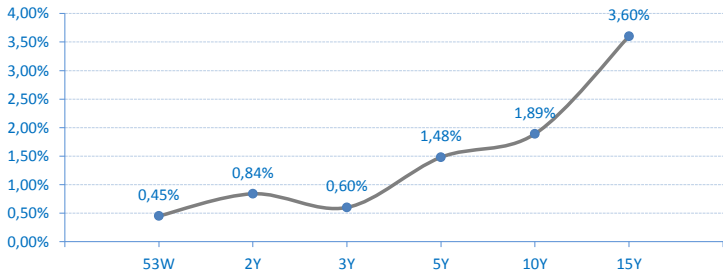
Kamatne stope/Prinos na tržištu / Market Interest Rates

Belibor



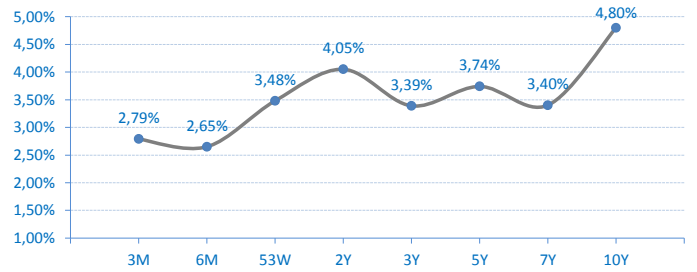
Državne HOV Republike Srbije u Evrima - prinosi sa poslednje aukcije

Government bonds (EUR) of Republic of Serbia - yield on last primary auction



Državne HOV Republike Srbije u Dinarima - prinosi sa poslednje aukcije

Government bonds (RSD) of Republic of Serbia - yield on last primary auction



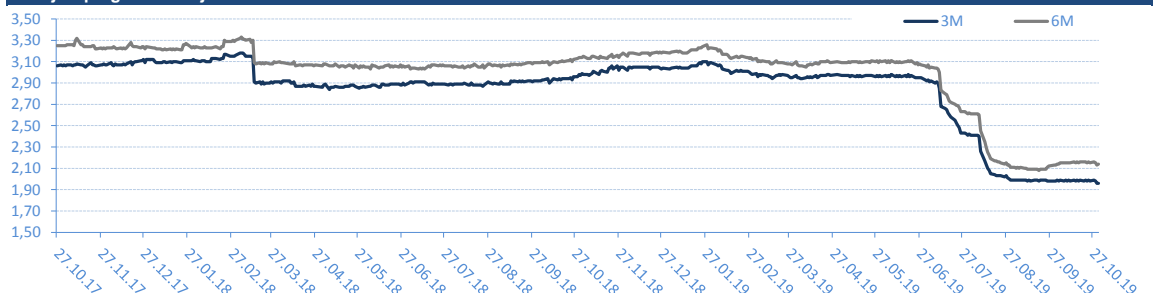
BELIBOR

Trenutne stope / Current rates

TN	1,39%
SN	1,40%
1W	1,49%
2W	1,55%
1M	1,68%
2M	1,84%
3M	1,96%
6M	2,14%

* Izvor/Source: Reuters; Objavljeno prethodnog radnog dana / Published on previous working day

Istorijski pregled kretanja 6M i 3M Belibor-a / Historical overview of 6M and 3M Belibor rates



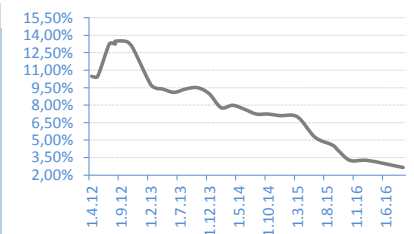
T-BILLS 3M - RSD

Date	Rate	Realisation
14.01.16	2,79%	100,00%
05.11.15	2,94%	100,00%
15.10.15	3,00%	92,18%
06.08.15	4,40%	96,26%
16.07.15	4,79%	98,47%
07.05.15	5,63%	92,92%
16.04.15	6,45%	100,00%
05.02.15	6,95%	45,05%



T-BILLS 6M - RSD

Date	Rate	Realisation
01.09.16	2,65%	23,03%
03.03.16	3,25%	96,46%
03.12.15	3,25%	97,22%
08.10.15	4,09%	100,00%
03.09.15	4,57%	87,90%
04.06.15	5,25%	93,30%
05.03.15	7,00%	21,33%
04.12.14	7,10%	100,00%



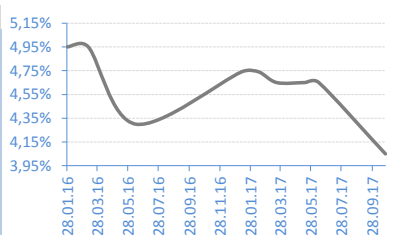
T-BILLS 53W - RSD

Date	Rate	Realisation
06.02.17	3,48%	17,91%
21.12.16	3,49%	32,22%
15.11.16	3,57%	45,64%
28.09.16	3,58%	52,92%
27.07.16	3,59%	49,07%
07.06.16	4,01%	78,06%
15.03.16	4,01%	16,73%
02.02.16	4,09%	63,42%



G-BONDS 2Y - RSD

Date	Rate	Realisation
24.10.17	4,05%	116,30%
13.06.17	4,65%	51,56%
16.05.17	4,65%	43,95%
21.03.17	4,65%	100,00%
13.02.17	4,74%	78,80%
10.01.17	4,74%	23,25%
13.06.16	4,30%	95,67%
10.03.16	4,95%	56,41%



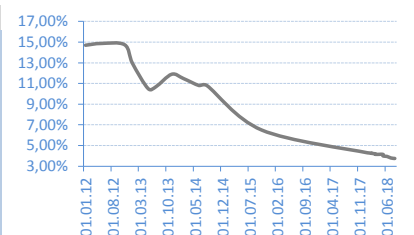
G-BONDS 3Y - RSD

Date	Rate	Realisation
11.06.19	3,39%	62,60%
23.04.19	3,68%	88,70%
19.03.19	3,69%	112,71%
20.02.19	3,73%	120,53%
15.01.19	3,73%	60,94%
28.02.18	3,80%	100,00%
30.01.18	3,88%	34,77%
06.11.17	4,29%	97,97%



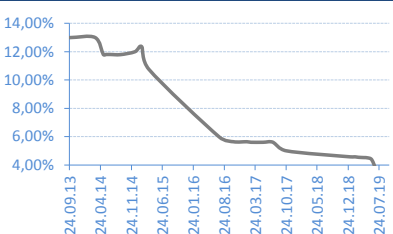
G-BONDS 5Y - RSD

Date	Rate	Realisation
11.09.18	3,74%	98,60%
14.08.18	3,75%	65,62%
17.07.18	3,80%	40,58%
05.06.18	3,95%	35,67%
22.05.18	3,99%	26,18%
08.05.18	4,15%	97,00%
24.04.18	4,15%	52,31%
10.04.18	4,15%	32,63%



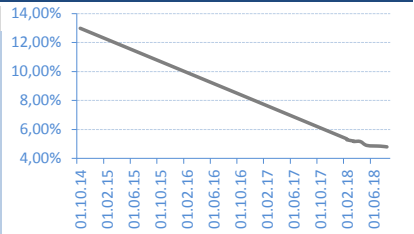
G-BONDS 7Y - RSD

Date	Rate	Realisation
01.10.19	3,40%	247,35%
03.09.19	3,40%	51,86%
06.08.19	3,50%	47,86%
09.07.19	3,59%	153,64%
04.06.19	4,37%	267,04%
07.05.19	4,50%	134,27%
10.04.19	4,52%	75,42%
05.03.19	4,54%	58,46%



G-BONDS 10Y - RSD

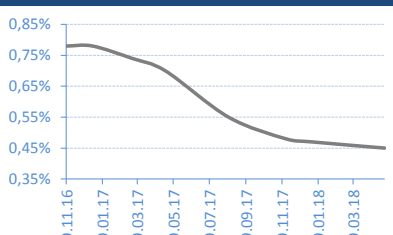
Date	Rate	Realisation
07.08.18	4,80%	26,87%
10.07.18	4,85%	36,97%
15.05.18	4,90%	96,72%
03.04.18	5,17%	26,55%
20.03.18	5,17%	83,61%
06.03.18	5,20%	203,57%



DRŽAVNE HOV Republike Srbije u Evrima - primarna prodaja / Government bonds (EUR) of Republic of Serbia - primary auctions

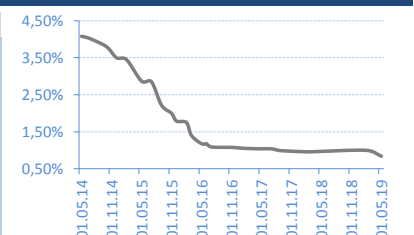
T-BILLS 53W - EUR

Date	Rate	Realisation
21.05.18	0,45%	100,00%
18.01.18	0,47%	98,00%
05.12.17	0,48%	100,00%
30.08.17	0,55%	50,00%
15.05.17	0,70%	91,30%
20.03.17	0,74%	60,00%
12.01.17	0,78%	46,20%
29.11.16	0,78%	100,00%



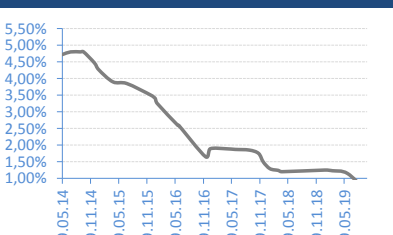
G-BONDS 2Y - EUR

Date	Rate	Realisation
27.05.19	0,84%	148,40%
19.02.19	1,00%	142,00%
22.03.18	0,96%	25,62%
01.02.18	0,96%	52,00%
14.09.17	0,99%	53,60%
12.07.17	1,04%	16,80%
23.05.17	1,04%	99,00%
14.02.17	1,05%	95,35%



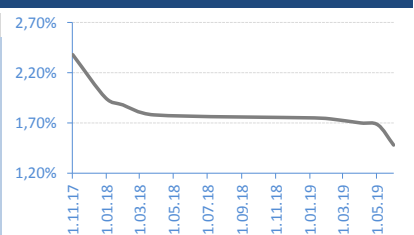
G-BONDS 3Y - EUR

Date	Rate	Realisation
23.10.19	0,60%	100,00%
18.06.19	1,15%	59,14%
12.03.19	1,23%	50,04%
23.01.19	1,25%	32,10%
20.04.18	1,20%	35,96%
28.03.18	1,24%	99,29%
02.02.18	1,29%	100,00%
21.12.17	1,49%	100,00%



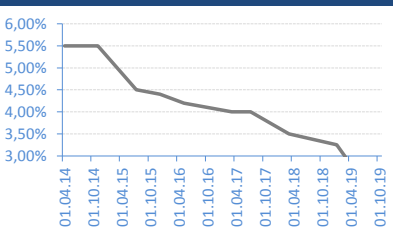
G-BONDS 5Y - EUR

Date	Rate	Realisation
20.06.19	1,48%	47,86%
23.05.19	1,68%	77,32%
22.04.19	1,70%	19,90%
27.02.19	1,74%	37,84%
29.01.19	1,75%	41,25%
16.04.18	1,78%	52,41%
19.02.18	1,88%	79,99%
19.01.18	1,95%	80,28%



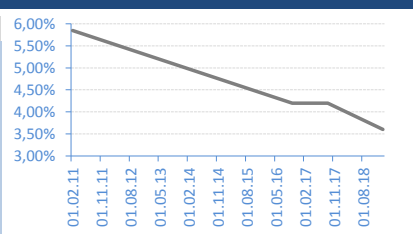
G-BONDS 10Y - EUR

Date	Rate	Realisation
09.10.19	1,89%	100,00%
16.01.19	3,25%	139,40%
26.03.18	3,50%	86,85%
13.07.17	4,00%	42,95%
15.03.17	4,00%	65,60%
25.05.16	4,20%	96,00%
04.12.15	4,40%	100,00%
28.07.15	4,50%	76,77%



G-BONDS 15Y - EUR

Date	Rate	Realisation
06.02.19	3,60%	100,00%
06.09.17	4,20%	70,13%
19.10.16	4,20%	100,00%



AKCIJE / Shares - REGULISANO TRŽIŠTE / REGULATED MARKET

Najtrgovanije HOV / Most Active

	Symbol	Closing price	% Change	Open	Max	Min	No of Trades	Volume	Volume RSD
Jedinstvo a.d. Sevojno	JESV	6.290	0,00%	6.290	6.290	6.290	1	530	3.333.700
VP Dunav a.d. Backa Palanka	VPDU	19.914	-2,86%	19.000	20.501	19.000	3	69	1.374.042
Philip Morris Operations a.d. Nis	DINNPB	4.633	0,76%	4.615	4.675	4.605	6	231	1.070.265
NIS a.d. Novi Sad	NIIS	672	-0,59%	671	672	671	17	1.051	705.867
Messer Tehnogas a.d. Beograd	TGAS	12.700	0,00%	12.700	12.700	12.700	1	10	127.000

Dobitnici / Gainers

	Symbol	Closing price	% Change	Open	Max	Min	No of Trades	Volume	Volume RSD
Philip Morris Operations a.d. Nis	DINNPB	4.633	0,76%	4.615	4.675	4.605	6	231	1.070.265
Komercijalna banka a.d. Beograd	KMBN	3.300	0,64%	3.300	3.300	3.300	1	4	13.200
Impol Seval a.d. Sevojno	IMPL	3.302	0,06%	3.302	3.302	3.302	3	36	118.872

Gubitnici / Decliners

	Symbol	Closing price	% Change	Open	Max	Min	No of Trades	Volume	Volume RSD
VP Dunav a.d. Backa Palanka	VPDU	19.914	-2,86%	19.000	20.501	19.000	3	69	1.374.042
NIS a.d. Novi Sad	NIIS	672	-0,59%	671	672	671	17	1.051	705.867

AKCIJE / SHARES - MTP

Najtrgovanije HOV / Most Active

	Symbol	Closing price	% Change	Bid (Volume)	Ask (Volume)	No of Trades	Volume	Volume RSD
Trgopromet a.d. Subotica	TRGOM	951	0,00%	951	951	951	4	1.327
Gosa montaza a.d. Velika Plana	GMON	2.001	-0,15%	2002	2001	2001	29	1.020
Venac a.d. Pecinci	VNAC	350	0,00%	350	350	350	2	219
Min Div a.d. Svrlijig	SVRL	579	1,76%	600	550	579	3	192
Gosa FOM a.d. Smederevska Palanka	GFOM	300	5,63%	300	300	300	2	150

Dobitnici / Gainers

	Symbol	Closing price	% Change	Bid (Volume)	Ask (Volume)	No of Trades	Volume	Volume RSD
Gosa FOM a.d. Smederevska Palanka	GFOM	300	5,63%	300	300	300	2	150
Min Div a.d. Svrlijig	SVRL	579	1,76%	600	550	579	3	192

Gubitnici / Decliners

	Symbol	Closing price	% Change	Bid (Volume)	Ask (Volume)	No of Trades	Volume	Volume RSD
Savremena administracija a.d. Beograd	SVRME	2722	-4,49%	2722	2722	2722	1	1
Gosa montaza a.d. Velika Plana	GMON	2001	-0,15%	2002	2001	2001	29	1.020

Kontakt / Contacts:

Srđan Tomašević

srđjan.tomasevic@erstebank.rs

Trgovanje / Trading

011/220 9116

Aleksandar Zarić

aleksandar.zaric@erstebank.rs

Prodaja / Sales

011/220 9198

Aleksandra Parčetić

aleksandra.parcetic@erstebank.rs

Brokersko poslovanje / Brokerage

011/220 9159

Vladimir Vulević

vladimir.vulevic@erstebank.rs

Podrška i Razvoj / Support and Development

011 / 201 50 50

Nenad Đurović

nenad.djurovic@erstebank.rs

Trgovanje / Trading

011/ 220 9115

Dušan Stević

dusan.stevic@erstebank.rs

Prodaja / Sales

011/220 9118

Goran Sladoje

goran.sladoje@erstebank.rs

Prodaja / Sales

011/ 220 9132

Marija Đorđević

marija.djordjevic@erstebank.rs

Brokersko poslovanje /

Brokerage

011/220 9110

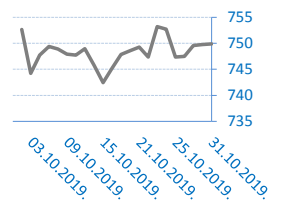
Izveštaj sačinio / Prepared by: Sektor sredstava / Treasury division

Informacije i cene iz ovog pregleda dobijene su iz izvora za koje verujemo da su pouzdani ali ne garantujemo njihovu tačnost i potpunost. Navedene informacije su važeće samo u trenutku njihovog sastavljanja a objavljuju se u ciju opšteg informisanja, pri čemu ne predstavljaju bilo kakav oblik investicionog saveta niti preporuke za investiranje niti na bilo koji način obavezuju Erste Bank ad Novi Sad u pogledu odgovornosti za štetu nastalu upotrebom informacija iz ovog pregleda.

The information and prices in this review are obtained from sources that we believe are reliable, but we do not guarantee their accuracy and completeness. The mentioned information is valid only at the time of their compilation and are published in the general information, whereby they do not represent any form of investment advice or recommendations for investing or in any way obligate Erste Bank ad Novi Sad in respect of liability for damages arising from the use of information referred to in of this review.

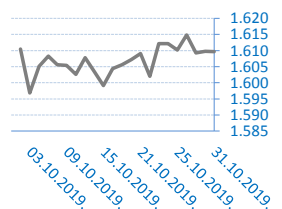
BELEX15

Vrednost / Value	750,77
Promena / Change	0,89
%	0,12%



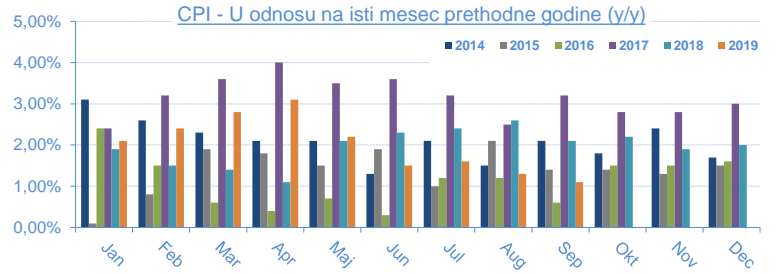
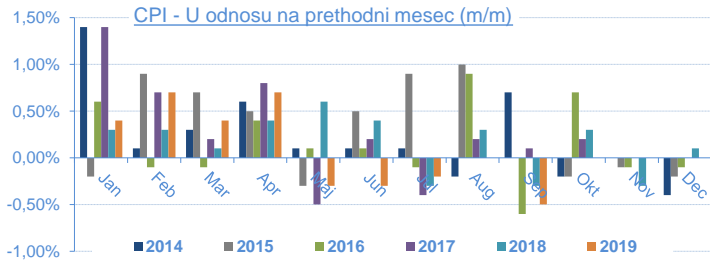
BELEXline

Vrednost / Value	1.609,64
Promena / Change	-0,15
%	-0,01%



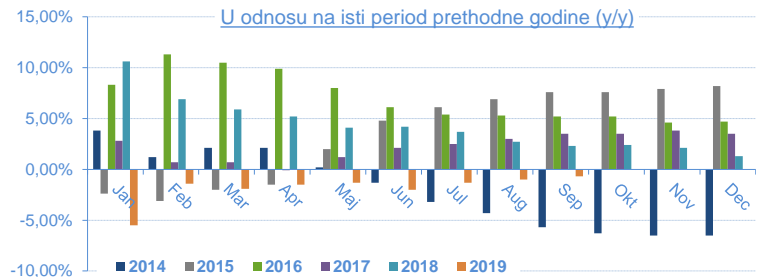
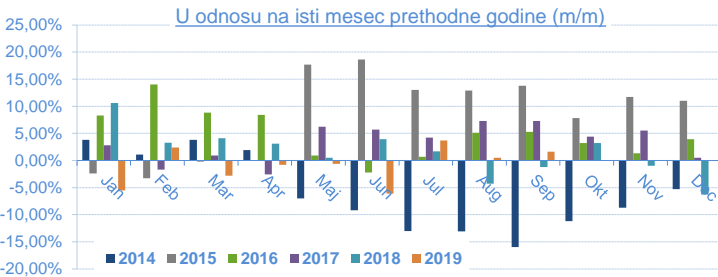
Indeks potrošačkih cena (Consumer Price Index - CPI) / 2018

	Jan	Feb	Mar	Apr	Maj	Jun	Jul	Aug	Sep	Okt	Nov	Dec
U odnosu na prethodni mesec (m/m)	0,40%	0,70%	0,40%	0,70%	-0,30%	-0,30%	-0,20%	0,00%	-0,50%			
U odnosu na isti mesec 2018. (y/y)	2,10%	2,40%	2,80%	3,10%	2,20%	1,50%	1,60%	1,30%	1,10%			
U odnosu na decembar 2018.		1,10%	1,50%	2,30%	2,00%	1,70%	1,50%	1,50%	1,00%			
Datum objavljivanja / Published date	22.02.19	12.03.19	12.04.19	13.05.19	12.06.19	12.07.19	12.08.19	12.09.19	11.10.19			



INDUSTRIJSKA PROIZVODNJA / Industrial production / 2019

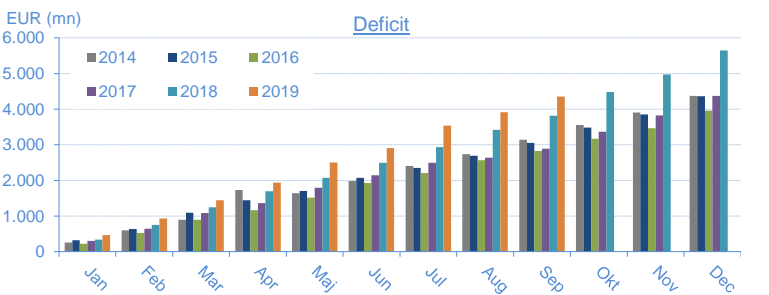
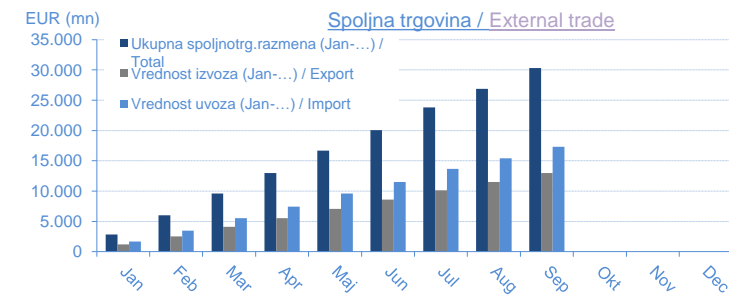
	Jan	Feb	Mar	Apr	Maj	Jun	Jul	Aug	Sep	Okt	Nov	Dec
U odnosu na isti mesec 2018 (m/m)	-5,50%	2,40%	-2,80%	-0,80%	-0,60%	-6,10%	3,70%	0,50%	1,60%			
U odnosu na isti period 2018 (jan-...) (y/y)	-5,50%	-1,40%	-1,90%	-1,50%	-1,30%	-2,00%	-2,00%	-1,00%	-0,70%			
U odnosu na prosek 2018	-12,20%	-7,40%	2,30%	-4,40%	1,10%	-2,50%	1,70%		3,80%			
Datum objavljivanja / Published date	28.02.19	29.03.19	30.04.19	31.05.19	28.06.19	31.07.19	30.08.19	30.09.19	31.10.19			



SPOLJNOTRGOVINSKA ROBNA RAZMENA / External Trade / 2019

* u eur mln

Mesec/Month	Jan	Feb	Mar	Apr	Maj	Jun	Jul	Aug	Sep	Okt	Nov	Dec
Ukupna spoljnotrg.razmena (Jan-...) / Total	2.840,40	6.015,80	9.626,40	12.958,60	16.675,50	20.077,90	23.801,00	26.891,80	30.323,80			
Promena / Yearly change	7,80%	9,80%	8,10%	8,30%	9,70%	8,00%	9,00%	7,90%	7,90%			
Vrednost izvoza (Jan-...) / Export	1.186,90	2.539,90	4.092,80	5.510,50	7.087,40	8.584,20	10.131,20	11.488,50	12.986,20			
Promena / Yearly change	3,00%	7,10%	6,90%	7,30%	8,30%	6,70%	7,20%	6,90%	7,00%			
Vrednost uvoza (Jan-...) / Import	1.653,50	3.475,90	5.533,60	7.448,10	9.588,10	11.493,70	13.669,80	15.403,30	17.337,60			
Promena / Yearly change	11,50%	11,70%	9,00%	9,00%	10,80%	9,10%	10,40%	8,70%	8,70%			
Deficit (jan-...)	466,70	936,00	1.440,80	1.937,70	2.500,70	2.909,50	3.538,60	3.914,80	4.351,40			
Promena / Yearly change	40,90%	26,50%	15,60%	14,20%	18,80%	17,00%	20,60%	14,50%	14,10%			
Pokrivenost uvoza izvozom (Export/Import ratio)	71,80%	73,10%	74,00%	74,00%	73,90%	74,70%	74,10%	74,60%	74,9%			
Datum objavljivanja / Published date	12.03.19	29.03.19	30.04.19	31.05.19	28.06.19	31.07.19	30.08.19	30.09.19	31.10.19			



BUDŽETSKI BALANS / Budget balance

* u rsd mln

Budžetski balans u 2018.	32.183,97
January 2019	23.620,61
February 2019	-1.429,81
March 2019	-6.363,12
April 2019	-10.322,94
May 2019	2.776,26
June 2019	13.189,82
July 2019	27.059,77
August 2019	-1.883,59
September 2019	
October 2019	
November 2019	
December 2019	
Budžetski balans u 2019. / Total 2019	46.647,01
Planirani deficit u 2019. / Planned	-3.344,12
Ostvarenje plana / Realisation	
Datum ažuriranja / Published date	07.10.19

